

NUTS

HEX



M4



M5



M6

HEX FLANGE



M4



M5

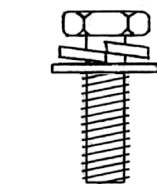


M6

WING



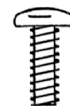
M6



M6 x 18

HEX WASHER

MACHINE SCREWS



M4 x 12



M4 M5
STUD



M6 x 20



M6 x 25



M6 x 45

STEREO MOUNTING SCREWS



M4 x 8



TT M5 x 8 CSK
(will work on Fine
or Coarse Threads)



M5 x 8 MPH



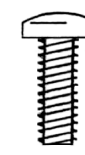
M5 x 8 CCSK



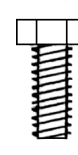
M5 x 8 CSK



M5 x 8



M5 x 16
PPH




M5 x 14
HPH



M5 x 12
CSK

WOOD/CHIPBOARD SCREWS

(Available in Pozi or Square Drive)



818 x 30
MUSH



8 x 1
PAN



8 x 5/8
PAN



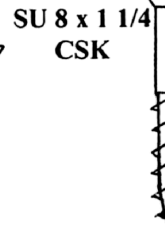
8 x 1/2
MUSH



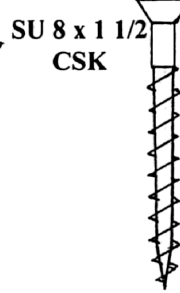
SU 8 x 3/4
CSK



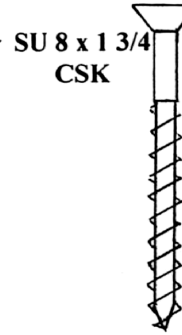
SU 8 x 1
CSK



SU 8 x 1 1/4
CSK



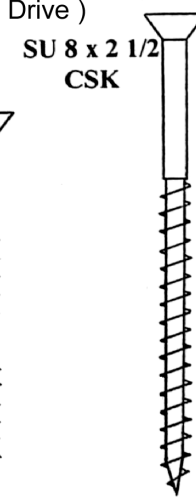
SU 8 x 1 1/2
CSK



SU 8 x 1 3/4
CSK



SU 8 x 2
CSK



SU 8 x 2 1/2
CSK

SELF TAPPING (STP) SCREWS

Black unless noted



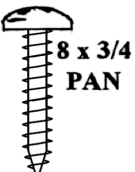
8 x 3/8
MUSH



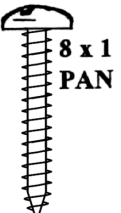
8 x 1/2
MUSH



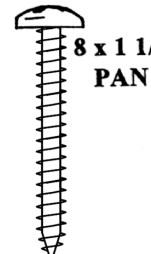
8 x 3/4
MUSH



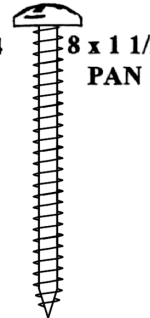
8 x 3/4
PAN




8 x 1
PAN




8 x 1 1/4
PAN



8 x 1 1/2
PAN



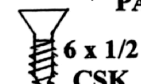
8 x 2
PAN



8 x 2 1/2
PAN



4 x 1/4
PAN



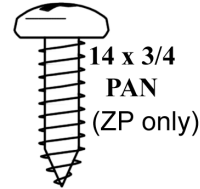
6 x 1/2
CSK



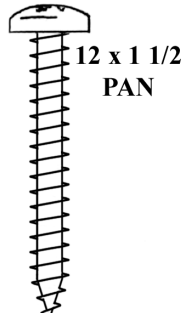
6 x 1/4
PAN



6 x 1/4
MUSH



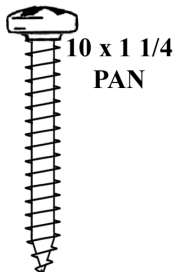
14 x 3/4
PAN
(ZP only)



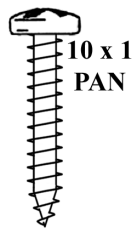
12 x 1 1/2
PAN



12 x 3/4
PAN



10 x 1 1/4
PAN



10 x 1
PAN



10 x 5/8
PAN
(Replacement
Dash Screw)



10 x 3/8
PAN